DIY Felt Christmas Ornaments: templates

diycraftbench.com

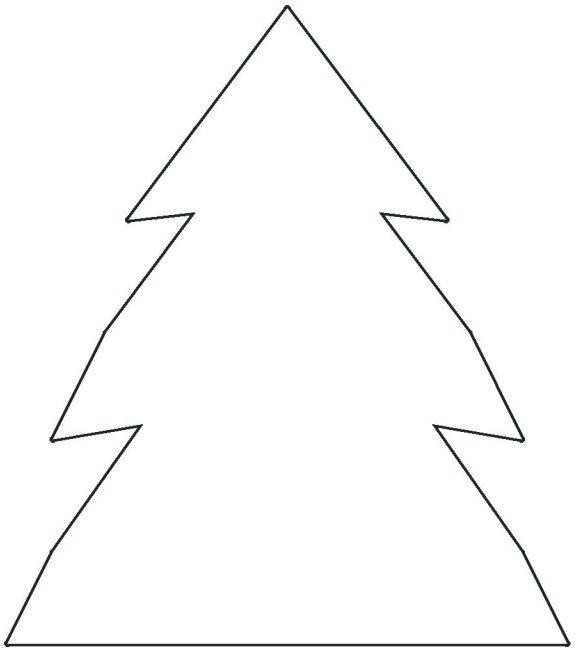

Tree
cut 2 green felt



Trunk
cut 2 brown felt

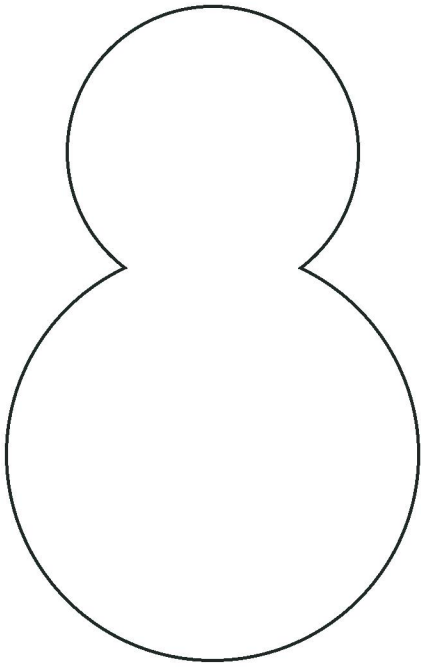

Snowman body
cut 2 ivory felt

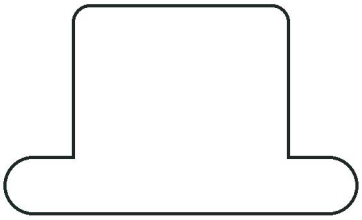

Top hat
cut 2 dark felt



Scarf tail
cut 1, fringe the end



Hat flower
cut 1, small felt scrap



Scarf strip
cut 1, about 6 in (150 mm) long

1 in check



Print at 100% / "Actual size". The square must measure exactly 1 inch (2.54 cm).
Lines are the cutting lines. The blanket stitch sits about 1/8 in (3 mm) inside the edge.

DIY Felt Christmas Ornaments: templates

diycraftbench.com

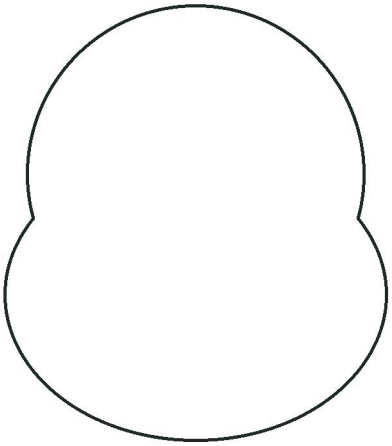

Reindeer head
cut 2 brown felt

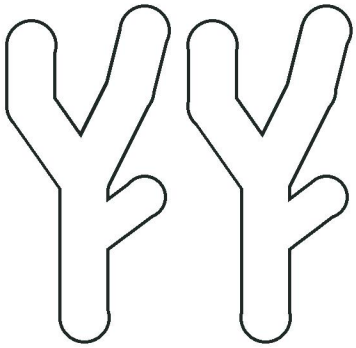

Antler
cut 4 dark brown (2 per antler)

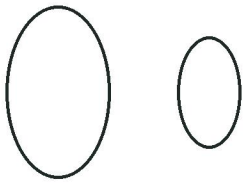

Ear
cut 2 brown

Inner ear
cut 2 beige

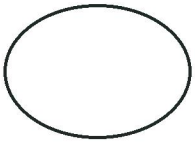

Nose
cut 1 red

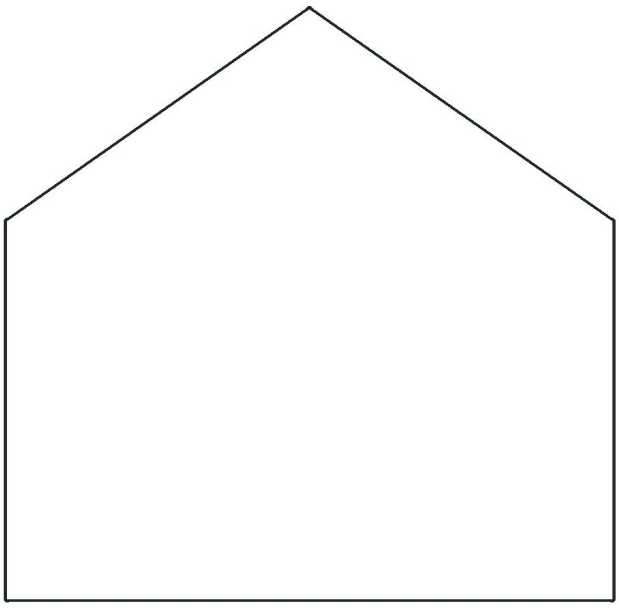

Barn
cut 2 red felt (front + back)

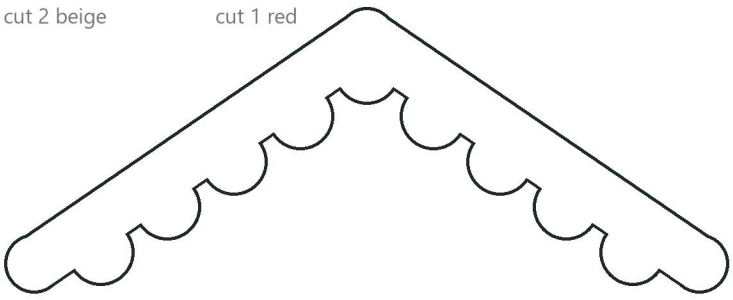

Snowy roof
cut 2 white felt



Barn door
cut 1 tan felt

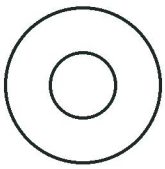

Wreath
cut 1 green

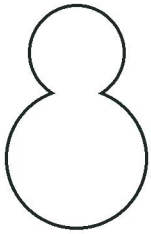

Mini snowman
cut 1 white

1 in check



Print at 100% / "Actual size". The square must measure exactly 1 inch (2.54 cm).
Lines are the cutting lines. The blanket stitch sits about 1/8 in (3 mm) inside the edge.